

Tennis Seniors Australia

ANNUAL REPORT 2020



*The Executive of
Tennis Seniors Australia Inc (TSA)
present their report on the
activities of TSA for 2020,
and the financial results
for the year ended
30 September 2020*



EXECUTIVE REPORT ON THE ACTIVITIES OF TENNIS SENIORS AUSTRALIA

On behalf of the executive, I am pleased to present this report on the activities of Tennis Seniors Australia (TSA) to the 2021 annual general meeting.

This year's executive (four out of six are new) took on the challenging role of managing a disunited TSA in the wake of the vote in 2019 in Brisbane against the winding up motion and the rejection of a funding motion at the 2020 AGM at Busselton that would have allowed TSA to collect an annual levy calculated on the numbers of members of divisional members.

The new executive held a meeting in Busselton with the presidents and secretaries of divisional members. The main discussion topic was relations with Tennis Australia (TA) and how to move forward given the differences between some of the divisional members regarding the future of TSA. Despite the differences, there was full support from the attendees for TSA to enter into discussions with TA with a view to forging a new relationship that would see TSA and TA working together in the role previously performed solely by TSA.

Relations with TA and the future of TSA were canvassed in last year's annual report. It goes without saying that TA is very important to seniors' tennis in Australia. However, as it stands, TA provides no funding to TSA and plays no decision-making role in the activities of TSA.¹

Furthermore, a contrast in expectations with regards to the activities that TSA should be performing has emerged over the last year or so. Traditionally, TSA's role has been reasonably narrow and was confined to involvement with competitive tennis such as the teams' carnival, the Australian individual championships and the selection of teams to represent Australia in world events. However, in last year's annual report, there was mention of TSA's possible

involvement in TA's Adult Participation Strategy, which implies a wider lens including social play, plus the TSA objects allow a wider remit and include "social tennis activities" (rule 3). It is the view of the executive that TA's main interest lies in promoting the game more widely as designed in its participation strategy rather than the narrower focus traditionally given by TSA. Reconciling the different interests of the divisional members and with TA's interests is at the heart of reaching an agreement. TSA has much to offer in a joint arrangement. For example, it has acquired, through its divisional members, much "corporate knowledge" about the administration of competitive seniors' tennis, player rankings, teams' selections and there is the volunteer base who work in and oversee the staging of complex tennis events such as the teams' carnival and the individual championships.

The executive is currently in discussions with TA. In June 2020, the executive put forward a funding model and proposal for an in-principle harmonisation of TA and TSA. It is the executive's position that any in-principle agreement would be subject to consultation with the divisional members before any final agreement is reached. So far, reaching an in-principle agreement remains a work in progress and the next executive should not have the same set back to deal with that Covid-19 presented to the current executive.

In terms of on court action, the 2020 tennis year began strongly in January in the delightful seaside city of Busselton, Western Australia which was host to the teams' carnival and the Australian Championships. In the teams' carnival, there were 735 players making up 118 teams while 246 players competed in the Australian Championships. These player numbers were strong for the teams' event, with about 50% of the players registrations coming from interstate, and were also good for the individual event given

the location. There were also very enjoyable social events including the opening ceremony and the closing presentation dinner held at the Abbey Beach Resort. The executive would also like to pay tribute to Max Bates who was awarded TSA Hall of Fame membership and to Ros Balodis who was elevated to legend status at the presentation dinner. Congratulations go to Tennis Seniors WA for organising such a wonderful event, to all those who competed and to the winners of the various events over the two weeks of competition.

Another highlight of the Australian seniors' tennis calendar is the Oceania Regional tournament. As flagged in last year's annual report, TSA did not play a role in this year's tournament held between 5th and 9th March 2020, other than as one of its sponsors. It is around the time of Oceania that Covid-19 took hold which stopped most tournaments in their tracks and which lasted for the remainder of 2020 including the cancellation of all ITF events, all international representative teams' events and world individual championships.

Other than the above, there is little to report with regards to tennis activities in 2020, except that Brenda Foster and Mary Gordon were also named as members of the TSA Hall of Fame later in the year. A wonderful achievement and congratulations to both women.

The divisional members of TSA returned a combined membership of 3,364 calculated as at the close of their financial years as follows:

Division	Members	Division	Members
TSACT	164	TSSA	487
TSNSW	1,193	TSV	572
TSNT	90	TSWA	495
TSQ	338	TST	25
		TOTAL	3,364

Another development during the year was the lowering of the youngest age category from +35 to +30. The executive is proposing a special resolution at this year's AGM to change the constitution to enable conformity between the TSA rules and this change. Hopefully, this will see an expansion of seniors' tennis in future years. Also, both the TSA website and the Facebook page are valuable platforms to put out information about seniors' tennis and the executive has noticed their popularity by the number of visits these sites have received during the year.

The executive held 11 meetings over the course of the year to discuss TSA business and there was virtually a full attendance at every meeting. Using zoom is proving to be an easy and cost-effective option for holding meetings.

On a personal note, I would like to thank the other members of the executive for their tireless work over the last 12 months. They are vice president Ian Worland, secretary Alan Walsh, treasurer Rob Hughes and committee members Di Cassel and Jeff Trevarthen.




Best wishes
Noel Jensen, for and on behalf of the TSA executive.

¹TA provides funding directly to the international representatives




HALL OF FAME 2019

In January 2020 we saw one new inductee Max Bates from QLD and Ros Balodis from ACT was moved from Elite to Legend



Max Bates, QLD



Ros Balodis, ACT

HALL OF FAME 2020



Brenda Foster, NSW

ITF Titles

- 4 Doubles
- 4 Mixed Doubles

Australian Titles

- 9 Singles
- 8 Doubles
- 9 Mixed Doubles



Mary Gordon, NSW

ITF Titles

- 2 Doubles

Australian Titles

- 12 Singles
- 17 Doubles
- 6 Mixed Doubles

MEMBERSHIP REGISTRATIONS

Divisions	2010	2011	2012	2013	2014	2015	2016	2017	2018	2019	2020	Delegates
TSNSW	721	733	743	890	1397	1412	1450	1424	1354	1326	1193	6
TSACT	154	153	149	155	135	159	158	149	159	157	164	3
TSSA	499	491	514	571	663	631	587	750	723	701	487	4
TSV	364	342	314	307	407	440	507	448	393	608	572	4
TSQ	623	706	532	482	615	606	573	637	541	403	338	3
TSNT	0	0	0	0	0	0	0	30	25	94	90	2
TSWA	510	466	428	401	423	376	376	353	332	208	495	4
Annual Return	2871	2891	2680	2806	3640	3624	3651	3791	3527	3497	3339	26
TAS	65	0	0	0	90	90	40	61	25	25	0	1
TOTAL	2936	2891	2680	2806	3730	3714	3691	3852	3552	3522	3339	27

Figures are for membership numbers as at 30 June (WA - 30 April, QLD & NSW - 30 September, SA - 31 August) in the year shown in the column heading. Tasmania is a provisional member and as such is entitled to one delegate. Delegates: Each Division gets 2 delegates for the first 100 members, thereafter 1 delegate for each additional 300 members or part thereof.

INCOME & EXPENDITURE STATEMENT YEAR ENDED 30 SEPTEMBER 2020

	2020	2019
Income		
Divisional Registration fees	0	14,208.00
Participation Fees balance	0	7,572.00
Registration Fees arrears	0	4,279.00
Affiliation Fees	700.00	800.00
Interest Received	1,452.49	2,921.90
Sundry Income	0.00	481.93
Sponsorship	0.00	1,000.00
Tournament Income		
25%	6,637.50	
Australian Championship-entry		
25%	18,437.50	
Australian Teams Carnival-entry		
Total Tournament Income	25,075.00	74,781.00
Total Income	27,227.49	106,043.83

INCOME & EXPENDITURE STATEMENT CONT.


YEAR ENDED 30 SEPTEMBER 2020

	2020	2019
Expense		
Secretary & Ranking Coordinator Contracts	4,000.00	4,000.00
Audit Fees	660.00	660.00
Awards/Trophies		
Award Expenses	189.20	
Hall of Fame Awards	343.72	
TSA Awards	915.87	
Total Awards/Trophies	1,448.79	1,760.47
Executive Honoraria	6,000.00	5,750.00
ITF Team Expenses		
Badges/Pins/Flags/etc	0.00	
Captains Allowance	950.00	
ITF Coordinator Contract Exp	2,000.00	
Team Functions	608.00	
Total ITF Team Expenses	3,558.00	7,178.20
Meeting Travel Expenses	7,874.63	13,647.64
Office Expenses		
Bank Charges	163.98	
Stationery/postage	156.95	
Telephone/Internet/Zoom	230.89	
Total Office Expenses	551.82	2,465.65
Player Benefit expenses		16,717.00
Promotion Expenses		
Webmaster Contract	1,000.00	
Calendar/Reports/AGM	1,341.82	
Website Expenses	170.95	
Total Promotion Expenses	2,512.77	1,184.00
Tournament Expense		
Aust Champs Sanction Fee	1,350.00	
Carnival/Aust Champs	3,338.80	
Oceania Regional Tournament	3,000.00	
Total Tournament Expense	7,688.80	57,413.84
Total Expense	34,294.81	110,776.80
Net Income	(7,067.32)	-4,732.97

BALANCE SHEET

AS AT 30 SEPTEMBER 2020

	2020	2019
Assets		
Current Assets		
Current/Savings		
Bank Accounts		
CBA Business Account - 725	9,300.04	
CBA OnLine Saver - 127	0.26	
Total Bank Accounts	9,300.30	
Term Deposits		
CBA - 11 Matures 30 October	10,000.00	
CBA - 82 Matures 14 October	50,000.00	
CBA - 90 Matures 5 October	40,000.00	
Total Term Deposits	100,000.00	
Total Current/Savings	109,300.30	111,258.90
Other Current Assets		
Accrued Income	489.68	
Pre-payment	2,510.00	
Sundry Debtors	200.00	
Total Other Current Assets	3,199.68	6,958.40
Total Current Assets	112,499.98	118,217.30
Total Assets	112,499.98	118,217.30
Liabilities		
Current Liabilities		
Other Current Liabilities		
Accrued Expenses	1,350.00	0
Total Liabilities	1,350.00	0
Net Assets		
Equity		
Accumulated Funds	118,217.30	
Net Income	(7,067.32)	
Total Equity	111,149.98	118,217.30



facebook.com/TennisSeniorsAustralia
tenniseniors.org.au

